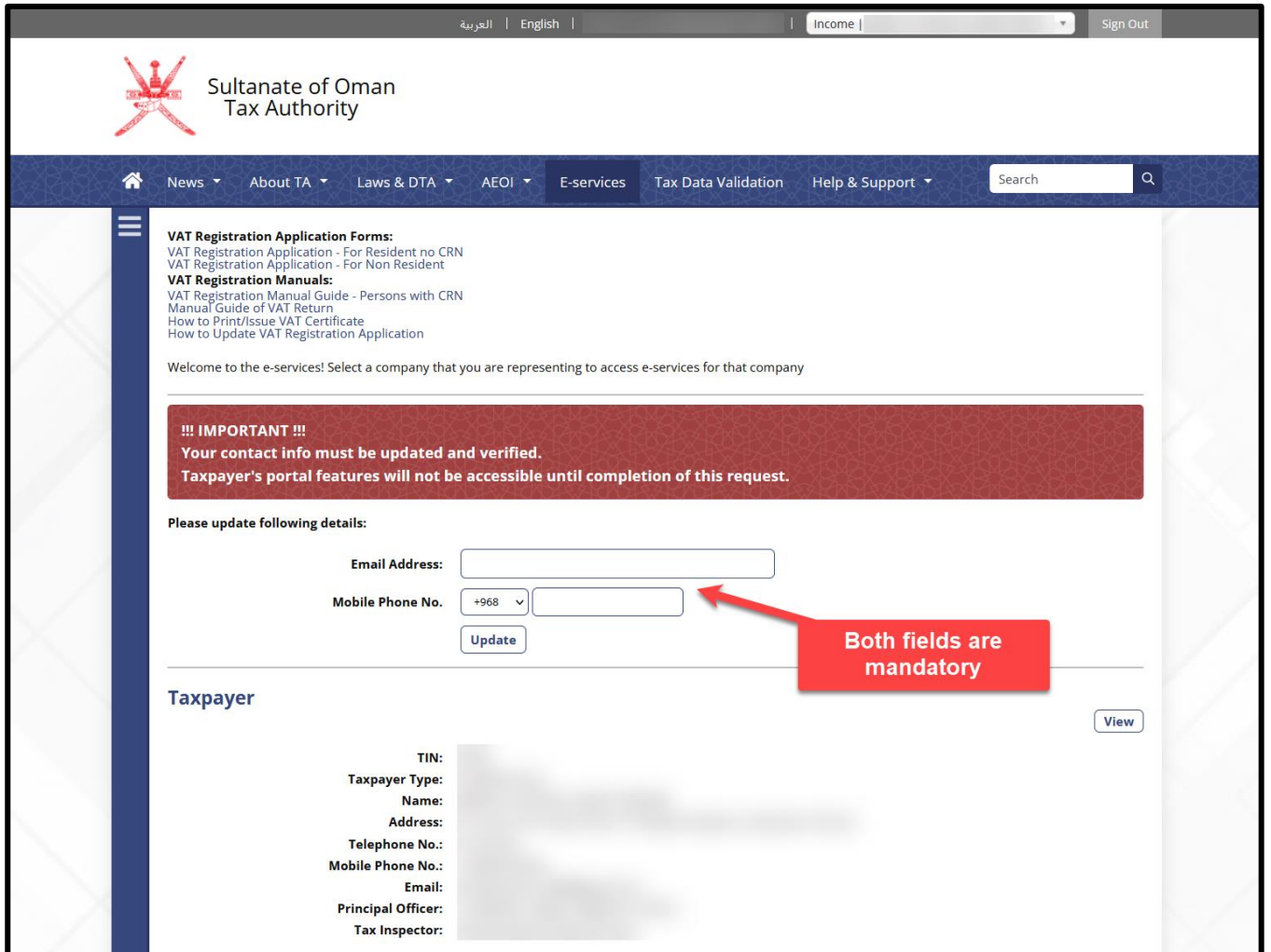



Manual Guide on how to update contact data of Taxpayer's

1- After login you will need to fill:

- Email Address
- Mobile Phone No



العربية | English | Income | Sign Out

 Sultanate of Oman
Tax Authority

News | About TA | Laws & DTA | AEOL | E-services | Tax Data Validation | Help & Support | Search

VAT Registration Application Forms:
VAT Registration Application - For Resident no CRN
VAT Registration Application - For Non Resident

VAT Registration Manuals:
VAT Registration Manual Guide - Persons with CRN
Manual Guide of VAT Return
How to Print/Issue VAT Certificate
How to Update VAT Registration Application

Welcome to the e-services! Select a company that you are representing to access e-services for that company

!!! IMPORTANT !!!
Your contact info must be updated and verified.
Taxpayer's portal features will not be accessible until completion of this request.

Please update following details:

Email Address:

Mobile Phone No. +968

Both fields are mandatory

Taxpayer

TIN:

Taxpayer Type:

Name:

Address:

Telephone No.:

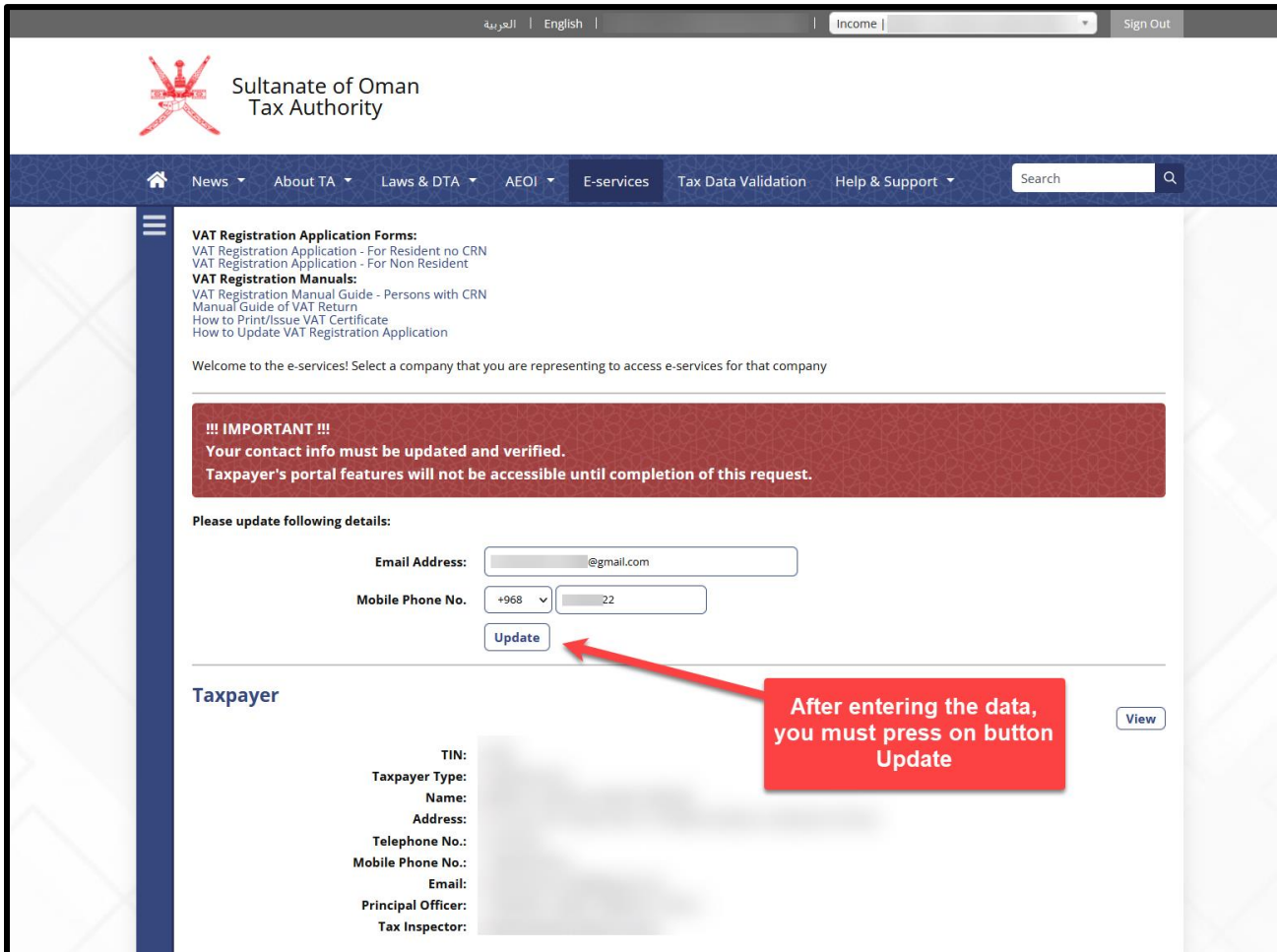
Mobile Phone No.:

Email:


Principal Officer:

Tax Inspector:

2- After filling both fields Click on Button “Update”



العربية | English | Income | Sign Out

 Sultanate of Oman
Tax Authority

News | About TA | Laws & DTA | AEOI | E-services | Tax Data Validation | Help & Support | Search

VAT Registration Application Forms:
VAT Registration Application - For Resident no CRN
VAT Registration Application - For Non Resident
VAT Registration Manuals:
VAT Registration Manual Guide - Persons with CRN
Manual Guide of VAT Return
How to Print/Issue VAT Certificate
How to Update VAT Registration Application

Welcome to the e-services! Select a company that you are representing to access e-services for that company

!!! IMPORTANT !!!
Your contact info must be updated and verified.
Taxpayer's portal features will not be accessible until completion of this request.

Please update following details:

Email Address:

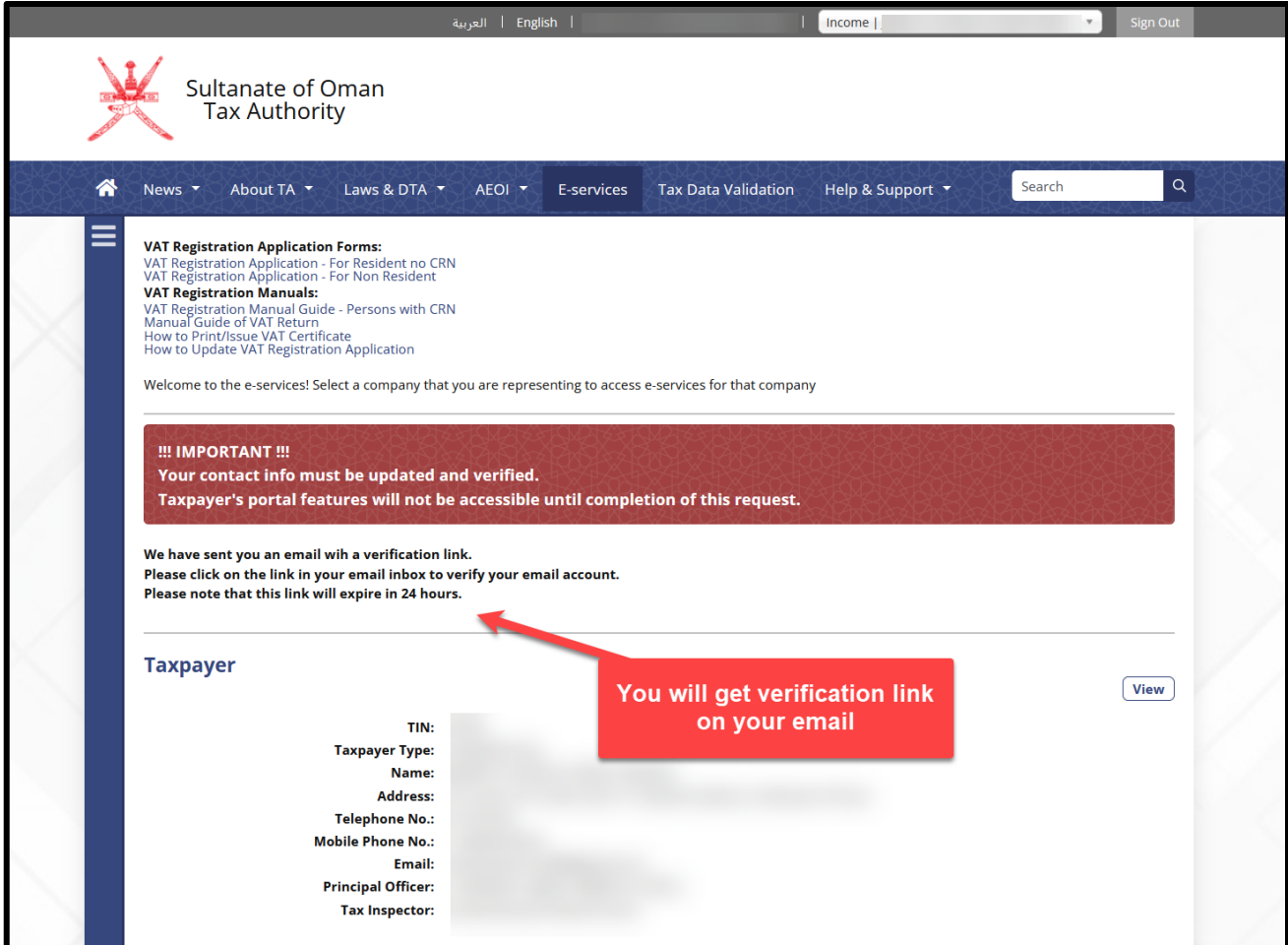
Mobile Phone No.

Taxpayer

TIN:
Taxpayer Type:
Name:
Address:
Telephone No.:
Mobile Phone No.:
Email:
Principal Officer:
Tax Inspector:

After entering the data,
you must press on button
Update

3- you will get email with verification link



The screenshot shows the E-services portal of the Sultanate of Oman Tax Authority. The header includes the authority's name in English and Arabic, a language selector (Arabic/English), a user menu (Income | Sign Out), and a navigation bar with links to News, About TA, Laws & DTA, AEOL, E-services, Tax Data Validation, and Help & Support. A search bar is also present.

On the left sidebar, there are links for VAT Registration Application Forms (For Resident no CRN, For Non Resident) and VAT Registration Manuals (Manual Guide of VAT Return, How to Print/Issue VAT Certificate, How to Update VAT Registration Application).

The main content area welcomes users to the e-services and prompts them to select a company. A prominent red banner states: **!!! IMPORTANT !!!** Your contact info must be updated and verified. Taxpayer's portal features will not be accessible until completion of this request.

Below the banner, a message informs users: We have sent you an email with a verification link. Please click on the link in your email inbox to verify your email account. Please note that this link will expire in 24 hours.

A red arrow points from a red callout box to the word "link" in the message above. The callout box contains the text: **You will get verification link on your email**.

At the bottom, there is a "Taxpayer" section with a "View" button and a list of fields: TIN, Taxpayer Type, Name, Address, Telephone No., Mobile Phone No., Email, Principal Officer, and Tax Inspector. The values for these fields are blurred.

4- Click on link "[email verification link](#)"

